



Перечень технических данных

Содержание

Машина

Машинная пильная шина

Коды изделий.....	5
Модели.....	6
Шлицы.....	6
Крепления.....	7
Таблица рекомендаций.....	10

Цепи

Модели.....	22
-------------	----

Носовое колесо

Модели.....	22
-------------	----

Ведущее колесо

Модели.....	23
-------------	----

Бензопила

Пильная шина бензопилы

Таблица рекомендаций.....	24
---------------------------	----

Коды изделий Машинная пильная шина

W2501-75VS

Исполнение

W = Wide

Ширина канавки

= 1.6 mm

2 = 2.0 mm

Тип пильной шины

3 = Обработка пней 10 mm Шлицы

5 = Обработка пней 15 mm Шлицы

7 = R7 Стандарт 10 mm Шлицы

8 = R8 Стандарт 15 mm Шлицы

Крепление

00

01

10

11

11 P

Обработка пней

H = Правый (SP, Rottne, Tapio, Ponsse, Logmax, Keto, Logset)

V = Левый (Valmet, Lako, Timberjack /John Deere, Cat, Woodking, Viking)

S = SuperCut (Valmet, Входное отверстие stubbsida)

K = Keto (Входное отверстие 34,6 mm от переднего края Шлицы)

Длина (см)

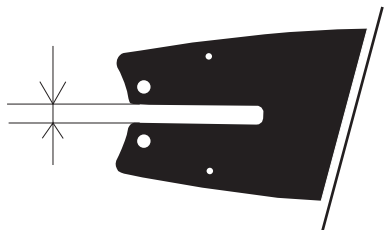
R7	R8
42	45
48	50
54	55
59	60
64	67,5
65	75
75	82,5
80	90
88	100
90	115
95	
100	
113	

Машинная пильная шина

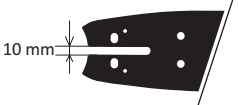
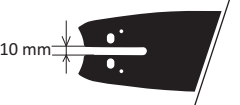



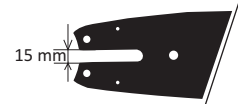


Модели





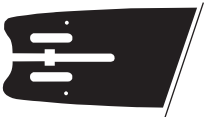








		Стандарт	Обработка пней
<i>R7</i>	Гомогенная машинная пильная шина Шлиц 10 мм		
<i>R8</i>	Гомогенная машинная пильная шина Шлиц 15 мм		
<i>R9</i>	Гомогенная машинная пильная шина для цепи 3/4"		

Шлицы

<i>R7</i>	10 mm	
<i>R8</i>	15 mm	










Крепления










	700	701	710	711	711 P
R7	 <p>10 mm</p> <p>10-12 Зубцы</p>	 <p>10 mm</p> <p>10-12 Зубцы</p>	 <p>10 mm</p> <p>13-15 Зубцы</p>	 <p>10 mm</p> <p>13-15 Зубцы</p>	 <p>10 mm</p> <p>16-17 Зубцы</p>
R8	 <p>15 mm</p> <p>10-12 Зубцы</p>	 <p>15 mm</p> <p>13-15 Зубцы</p>	 <p>15 mm</p> <p>16-17 Зубцы</p>		










	<p>C</p>  <p>L DL 31" 52 34" 56 36" 59</p> <p>Подходит CTR</p>	<p>LM</p>  <p>L DL 34" 55</p> <p>Подходит LOGMAX</p>	<p>TL</p>  <p>L DL 31" 50 34" 54</p> <p>Подходит TIMBERLINE</p>
	<p>FP</p>  <p>L DL 38" 60</p> <p>Подходит FIBER PAC</p>	<p>P</p>  <p>L DL 28" 47 36" 56 43" 65</p> <p>Подходит PIRCE PACIFIC</p>	<p>WA</p>  <p>L DL 28" 45 31" 48</p> <p>Подходит WARATAH</p>
	<p>K</p>  <p>L DL 17" 32 24"</p> <p>Подходит KETO</p>	<p>R</p>  <p>L DL 35" 54</p> <p>Подходит RISLEY</p>	<p>WB</p>  <p>L DL 36" 57 38" 59</p> <p>Подходит WARATAH</p>
	<p>S</p>  <p>L DL 43" 66</p> <p>Подходит SATCO</p>	<p>T</p>  <p>L DL 34" 55 36" 57 38" 60 43" 66 48" 72 53" 81</p> <p>Подходит DC, E-LIMB-TOR, ERI, FABTEC, FORTEC HAHN, HYTEC, SILVER STREAK, TIMBCO</p>	<p>WC</p>  <p>L DL 32" 52 38" 59</p> <p>Подходит WARATAH</p>
R9	<p>H</p>  <p>L DL 36" 56 40" 60 45" 67</p> <p>Подходит HULTDINS, KETO, LAKO/AFM, TIMBERJACK</p>		










Машинная пильная шина










Таблица рекомендаций










	Длина (см)	Шаг зубцов	Соединения	Ведущее колесо	R7 (1.6 mm)	R7 (2.0 mm)	R8 (1.6 mm)	R8 (2.0 mm)	R9
									
AFM 45L, 45 Corona 50L, 50 Corona 58 Husky, 60, all models 75 80 Magnum, all models 75 90	64 64 64 75 75 90	.404" .404" .404" .404" .404" .404"	76 76 76 87 89 102	C13-404 C13-404 C13-404 C13-404 C13-404 C13-404	701-64 701-64 701-64 701-75 711-75 711-90	2701-64 2701-64 2701-64 2701-75 2711-75 2711-90			
ARBRO 400 Arbro Stroke 1000	48 64	.404" .404" .404"	53 58 74	B10-404	701-42 701-48 701-64	2701-42 2701-48 2701-64			
BELL T, superT, Ultra C TH 120	75 90 64	.404" .404" .404"	93 105 73	C11-404 C11-404 C10-404	703-75 703-90 701-64	2703-75 2703-90 2701-64			
CATERPILLAR HH45 HH55 HH65 HH75	54 64 64 75	.404" .404" .404" .404"	66 75 75 86	C12-404 A14-404 A14-404 A14-404	701-54 711-64 711-64 711-75	2701-54 2711-64 2711-64 2711-75			
CHARLIER CH552	75	.404"	85	C11-404	700-75	2700-75			
CRANAB S-14 Grapple Saw	75 82 90	.404" .404" .404"	89 96 104	A14-404 A14-404 A14-404			811-75 811-82 811-90	2811-75 2811-82 2811-90	
CTR 314 Delimber	31" 34"	3/4" 3/4"	52 56						C31 C34
DC	34" 36" 38"	3/4" 3/4" 3/4"	55 57 60						T34 T36 T38










	Длина (cm)	Шаг зубцов	Соединения	Ведущее колесо	R7 (1.6 mm)	R7 (2.0 mm)	R8 (1.6 mm)	R8 (2.0 mm)	R9
									
DENARCO D55/56 DH550, DP550 HM1290-50 TOP SAW SH500 HM1290 BUTT SAW HM1790 SH500 DT, DM3000, DM3500 D55, 56, 86	75 75 64 64 75 75 54 64 75 80 88 90 100 113	.404" .404" .404" .404" .404" .404" .404" .404" .404" .404" .404" .404" .404" .404"	86 87 74 74 88 88 64 74 87 92 97 99 110 126	C11-404 C12-404 C11-404 C11-404 C11-404 C11-404 B10-404 B10-404 C11-404 C11-404 C11-404 C11-404 C14-404 C14-404	700-75 700-75 700-64 700-64 700-75 700-75 701-54 701-64 700-75 700-80 700-88 700-90 710-100 710-113	2700-75 2700-75 2700-64 2700-64 2700-75 2700-75 2701-54 2701-64 2700-75 2700-80 2700-88 2700-90 2710-100 2710-113			
ERGOMET ERGOMASTER 500 ERGOMASTER 600	59 75	.404" .404"	69 85	B10-404 C11-404	701-59 700-75	2701-59 2700-75			
E-LIMB-N-TOR	34" 36" 38"	3/4" 3/4" 3/4"	55 57 60						T34 T36 T38
ERI	34" 36" 38" 43"	3/4" 3/4" 3/4" 3/4"	55 57 60 66						T34 T36 T38 T43
FABTEC FT240, FT180 FG22	34" 36" 75	3/4" 3/4" .404"	55 57 85		700-75	2700-75			T34 T36
FARMI Farmi 37, 45 Farmi 55	54 64	.404" .404"	64 74		701-54 700-64	2701-54 2700-64			










	Длина (см)	Шаг зубцов	Соединения	Ведущее колесо	R7 (1.6 mm)	R7 (2.0 mm)	R8 (1.6 mm)	R8 (2.0 mm)	R9
									
FIBERPAC	38"	3/4"	60						
FOREST ONE									
450	54	.404"	65		701-54	2701-54			
535	59	.404"	69		701-59	2701-59			
700	64	.404"	76		701-64	2701-64			
FORTEC									
	34"	3/4"	55						T34
	36"	3/4"	57						T36
	38"	3/4"	60						T38
850 Processor	64	.404"	76		711-64	2711-64			
FX									
350	42	.404"	53	B10-404	701-42	2701-42			
450	54	.404"	64	B10-404	701-54	2701-54			
550	64	.404"	74	B10-404	701-64	2701-64			
650	75	.404"	85	B12-404	701-75	2701-75			
HAHN									
	34"	3/4"	55						T34
	36"	3/4"	57						T36
	38"	3/4"	60						T38
	43"	3/4"	66		701-54	2701-54			T43
HAS TRADING									
Lill Trumf, Stor Trunf	54	.404"	65		711-64 711-75	2711-64 2711-75			
HARRICANA									
Delimber HM 1290-50	64 75	.404" .404"	76 88						










	Длина (см)	Шаг зубцов	Соединения	Ведущее колесо	R7 (1.6 mm)	R7 (2.0 mm)	R8 (1.6 mm)	R8 (2.0 mm)	R9
									
HYTEC	34" 36"	3/4" 3/4"	55 57						T34 T36
HULTDINS SuperCut 100	75 82 90	.404" .404" .404"	88 95 102	C14-404 C14-404 C14-404			811-75 811-82 811-90	2811-75 2811-82 2811-90	
SuperSaw 550	90 100	.404" .404"	99 109	C11-404 C11-404	700-90 700-100	2700-90 2700-100			
SuperCut 300, Superfell 851	40" 45"	3/4" 3/4"	60 67						H40 H45
HSP Grapple Saw 024 028 035, 040 055	59 64 75 88		69 74 85 96	B11-404 B11-404 C11-404 C11-404	701-59 701-64 701-75 700-88	2701-59 2701-64 2701-75 2700-88			
HTS FB 550 HP 300	48 54		59 64		701-48 701-54	2701-48 2701-54			
HYPRO	54		67	B12-404	701-54	2701-54			
IW IW 35 DA 90	42 54		53 64		701-42 701-54	2701-42 2701-54			
KESLA 350, 400 RH Foresteri 18 RH Foresteri 22 RH Foresteri 25 RH 400 SH, 405 RH 505 RH, 506 SH L-F Delimber	42 54 64 75 54 75 54		53 76 87 64 87 65	 C13-404 C13-404 C13-404	701-42 701-54 711-64 711-75 701-54 711-75 701-54	2701-42 2701-54' 2711-64 2711-75 2701-54 2711-75 2701-54			










	Длина (cm)	Шаг зубцов	Соединения	Ведущее колесо	R7 (1.6 mm)	R7 (2.0 mm)	R8 (1.6 mm)	R8 (2.0 mm)	R9
									
KETO Forst 14" Forst 16" 51, 51LD, 51 Victor, 100 100, 150 150, 500L/HS, 525, 525TS 500HD 525 Top Saw 750, 1000 Top Saw	42 48 54 64 75 80 40" 42 48	.404" .404" .404" .404" .404" .404" 3/4" .404" .404"	53 58 64 74 85 90 60 53 59	 B9-404 C11-404 C11-404 C11-404	701-42 701-48 701-54 701-64 701-75 701-80 701-42 701-48	2701-42 2701-48 2701-54 2701-64 2701-75 2701-80 2701-42 2701-48			H40
LAKO FOREST 40 50 80	64 75 88	.404" .404" .404"	77 89 97		701-64 711-75 701-88	2701-64 2711-75 2701-88			
LAKO 450 550 550/650 650	64 64 75 90	.404" .404" .404" .404"	77 78 88 104	C11-404 C13-404 C13-404 C13-404	701-64 711-64 711-75 711-90	2701-64 2711-64 2711-75 2711-90			
LOGLOGIC 420	64	.404"	74		701-64	2701-64			
LOGMA	75	.404"	85		700-75	2700-75			
LOGSET 5-55 6-55 5-55L 6-65	64 64 75 75	.404" .404" .404" .404"	75 75 86 86	B11-404 C11-404 B11-404 C11-404	701-64 701-64 701-75 701-75	2701-64 2701-64 2701-75 2701-75			










	Длина (cm)	Шаг зубцов	Соединения	Ведущее колесо	R7 (1.6 mm)	R7 (2.0 mm)	R8 (1.6 mm)	R8 (2.0 mm)	R9
									
LOG MAX									
GM425, GM626, GM728, GM828	42	.404"	53	B9-404	701-42	2701-42			
GM828ESB, GM928	48	.404"	58	B9-404	701-48	2701-48			
GM840, GM841	64	.404"	74	C12-404	701-64	2701-64			
GM840, GM842, F2 tensioner	64	.404"	75	C12-404	701-64	2701-64			
GM650 LogMax (10)	75	.404"	85	B11-404	701-75	2701-75			
GM650 LogMax (19)	75	.404"	85	C12-404	701-75	2701-75			
GM650, GM750, F2 tensioner	75	.404"	86	C12-404	701-75	2701-75			
GM750 LogMax (19)	75	.404"	85	C12-404	701-75	2701-75			
LOGMAX 3000	59	.404"	69	C11-404	701-59	2701-59			
LOGMAX 3000	59	.404"	70	C12-404	701-59	2701-59			
LOGMAX 3000, F2 tensioner	59	.404"	71	C12-404	701-59	2701-59			
LOGMAX 4000	59	.404"	69	C11-404	701-59	2701-59			
LOGMAX 4000	59	.404"	70	C12-404	701-59	2701-59			
LOGMAX 4000, F2 tensioner	59	.404"	71	C12-404	701-59	2701-59			
LOGMAX 5000 std	64	.404"	74	C12-404	701-64	2701-64			
LOGMAX 5000 std, F2 tensioner	64	.404"	75	C12-404	701-64	2701-64			
LOGMAX 5000 ESB, HD, Slim	75	.404"	85	C12-404	701-75	2701-75			
LOGMAX 5000 ESB, HD, Slim Saw 98 XL	75	.404"	86	C12-404			801-75	2801-75	
LOGMAX 5000 ESB, HD, Slim F2 tens	75	.404"	86	C12-404	701-75	2701-75			
LOGMAX 6000 Slim	75	.404"	85	C12-404	701-75	2701-75			
LOGMAX 6000 Slim	80	.404"	90	C12-404	701-80	2701-80			
LOGMAX 6000 Slim Saw 98 XL	75	.404"	86	C12-404			801-75	2801-75	
LOGMAX 6000 Slim Saw 98 XL	82,5	.404"	93	C12-404			801-82	2801-82	
LOGMAX 6000 Slim, F2 tensioner	75	.404"	86	C12-404	701-75	2701-75			
LOGMAX 6000 Slim, F2 tensioner	80	.404"	91	C12-404	701-80	2701-80			
LOGMAX 7000 Std, HD, Slim	75	.404"	85	C12-404	701-75	2701-75			
LOGMAX 7000 Std, HD, Slim	80	.404"	90	C12-404	701-80	2701-80			
LOGMAX 7000 Std, HD, Slim Saw 98 XL	75	.404"	86	C12-404			801-75	2801-75	
LOGMAX 7000 Std, HD, Slim Saw 98 XL	82,5	.404"	93	C12-404			801-82	2801-82	
LOGMAX 7000 Std, HD, Slim, F2 tens.	75	.404"	86	C12-404	701-75	2701-75			
LOGMAX 7000 Std, HD, Slim, F2 tens.	80	.404"	91	C12-404	701-80	2701-80			
LOGMAX 7000XT Std	86	3/4"	53	C12-404					H34
LOGMAX 7000XT Std	75	.404"	92	C12-404			811-75	2811-75	
LOGMAX 7000XT Option	82,5	.404"	99	C12-404			811-82	2811-82	
LOGMAX 9000	75	.404"	85	C12-404	701-75	2701-75			
LOGMAX 9000	80	.404"	90	C12-404	701-80	2701-80			
LOGMAX 9000 Saw 98 XL	82,5	.404"	93	C12-404			801-82	2801-82	
LOGMAX 9000 Saw 98 XL	90	.404"	101	C12-404			801-90	2801-90	
LOGMAX 9000, F2 tensioner	75	.404"	86	C12-404	701-75	2701-75			
LOGMAX 9000, F2 tensioner	80	.404"	91	C12-404	701-80	2701-80			










	Длина (cm)	Шаг зубцов	Соединения	Ведущее колесо	R7 (1.6 mm)	R7 (2.0 mm)	R8 (1.6 mm)	R8 (2.0 mm)	R9
									
MARQUIS DS3500	75	.404"	85	C11-400	700-75	2700-75			
NIAB	54	.404"	64		701-54	2701-54			
NOKKA 51, 350, 400 KP40, KP10	42 48	.404" .404"	53 58		701-42 701-48	2701-42 2701-48			
NORCAR 400H/H35 490H/100, 640H/100 660H/H60	48 54 64	.404" .404" .404"	58 64 74	B11-404 B11-404 B11-404	701-48 701-54 701-64	2701-48 2701-54 2701-64			
NORMET KH35B Farmi 37, 45 Farmi 55	42 54 64	.404" .404" .404"	53 64 74		701-42 701-54 701-64	2701-42 2701-54 2701-64			
PATU 400SH, 405RH 505RH	54 75	.404" .404"	65 87		701-54 711-75	2701-54 2711-75			
PIERCE PACIFIC HTH20, HTH26	59 75 90 113	.404" .404" .404" .404"	70 87 100 124		701-59 710-75 710-90 710-113	2701-59 2710-75 2710-90 2710-113			
PTH24 Top Saw	64	.404"	78		701-64	2701-64			
PTH24 Butt Saw	36"	3/4"	56						P36
HSD3345,2825 Top Saw	28"	3/4"	47						P28
HSD3345 Butt Saw	75	.404"	87		710-75	2710-75			
HSD2845 Butt Saw	43"	3/4"	65						P43
HSD3345 Butt Saw	100	.404"	111		710-100	2710-100			

	Длина (см)	Шаг зубцов	Соединения	Ведущее колесо	R7 (1.6 mm)	R7 (2.0 mm)	R8 (1.6 mm)	R8 (2.0 mm)	R9
									
PIKA 28, 36, 37, 46, 300, 350, 355 45 35, 450, 455 38, 48, 550, 555, 600 700	42 48 54 64 75	.404" .404" .404" .404" .404"	53 58 65 73 84	B10-404	701-42 701-48 701-54 701-64 700-75	2701-42 2701-48 2701-54 2701-64 2700-75			
PONSSE H40, H50 H50 H53 H53, H60, H73 H60, H73 With 30cc motor	54 59 64 64 75 67 75 82	.404" .404" .404" .404" .404" .404" .404" .404"	65 70 77 76 87 82 89 98	B9-404 B10-404 C16-404 C13-404 C13-404 C16-404 C16-404 C16-404	701-54 701-59 711-64 P 711-64 711-75	2701-54 2701-59 2711-64 P 2711-64 2711-75	811-67 P 811-75 P 811-82 P	2811-67 P 2811-75 P 2811-82 P	
QUADCO Top Saw 4500, 6300, 5600	42	.404"	53		701-42	2701-42			
RCSSKOGSMEKANIK RC200, RC380P RC 380S Rane	64 75 54	.404" .404" .404"	74 85 65		701-64 701-75 701-54	2701-64 2701-75 2701-54			
RISLEY Rolly 11 Top Saw	64	.404"	74		701-64	2701-64			
ROBIN 970. 975.	90 54	.404" .404"			700-90 701-54	2700-90 2701-54			
ROTOBEC RSG250	64 75	.404" .404"	74 85		700-64 700-75	2700-64 2700-75			

	Длина (cm)	Шаг зубцов	Соединения	Ведущее колесо	R7 (1.6 mm)	R7 (2.0 mm)	R8 (1.6 mm)	R8 (2.0 mm)	R9
									
ROTTNE EGS 88/88B EGS 85/85B EGS 400, 402 EGS 550 EGS 590 EGS 600/600B-S6 EGS 600/600B-S7 EGS 600/602/604 EGS 700 RF 81/87, RF 700-S2 RF 700-S3	54 64 59 75 75 75 75 80 80 90 88 88	.404" .404" .404" .404" .404" .404" .404" .404" .404" .404" .404" .404"	65 74 71 87 87 86 85 87 93 92 101 96 98	C11-404 C11-404 B11-404 C14-404 C12-404 C12-404 C11-404 C14-404 C16-404 C14-404 C12-404 C11-404 C14-404	701-54 701-64 701-59 R 711-75 701-75 711-75 711-80 P 711-80 700-88 710-88	2701-54 2701-64 2701-59 R 2711-75 2701-75 2711-75 2711-80 P 2711-80 2700-88 2710-88	801-75 801-75 801-90	2801-75 2801-75 2801-90	
SIFOR 500.	64	.404"	73		701-64	2701-64			
SILVER STREAK	34" 36" 38" 43"	3/4" 3/4" 3/4" 3/4"	55 57 60 66						
SP SP730, SP 21, FX350 SP735/45, SP740, FX450 FX550 SP551 FX650, FX750 SP 451 LF SP 551 LF 2	42 54 64 64 75 54 59 64 60 67 75	.404" .404" .404" .404" .404" .404" .404" .404" .404" .404" .404"	53 64 74 75 85 66 70 74 72 79 86	B10-404 B10-404 B10-404 C12-404 B12-404 C12-404 C12-404 C12-404 C12-404 C12-404 C12-404	701-42 701-54 701-64 701-64 701-75 701-54 701-59 701-64 701-64	2701-42 2701-54 2701-64 2701-64 2701-75 2701-54 2701-59 2701-64 2701-64	801-60 801-67 801-75	2801-60 2801-67 2801-75	
SILVATEC 230, 235 330, 335, 440, 445 555, 560 14T 87, 84 665	54 64 75 75 90	.404" .404" .404" .404" .404"	64 73 84 87 99	B10-404 B10-404 B10-404 B14-404 B14-404	701-54 701-64 701-75 710-75 710-90	2701-54 2701-64 2701-75 2710-75 2710-90			

	Длина (cm)	Шаг зубцов	Соединения	Ведущее колесо	R7 (1.6 mm)	R7 (2.0 mm)	R8 (1.6 mm)	R8 (2.0 mm)	R9
									
SKOGSMEKAN Ms 856 W.o chain tensioner 85DL	75	.404"	86	C11-404	701-75	2701-75			
SUNNE SMT35, SMT45 SMT55	42 54 64	.404" .404" .404"	53 64 74	B10-404 B12-404 B12-404	701-42 701-54 701-64	2701-42 2701-54 2701-64			
TAPIO 400, T33OR, T55OR 400, T55OR 600 EGS 70 BC	42 48 54 64 75	.404" .404" .404" .404" .404"	53 58 65 73 85	B11-404 B11-404 B11-404 B11-404 B11-404	701-42 701-48 701-54 701-64 700-75	2701-42 2701-48 2701-54 2701-64 2700-75			
TARGET Pocessor/Delimer	75 88	.404" .404"	85 97	C11-404 C11-404	700-75 700-88	2700-75 2700-88			
TEVA 400 TP 01 TP 02	54 64 64 75	.404" .404" .404" .404"	65 73 76 87	B11-404 B11-404	701-54 701-64 711-64 711-75	2701-54 2701-64 2711-64 2711-75			
TIMBCO Processor Saw Head 24, 28, 33	75 34" 36" 38" 43"	.404" 3/4" 3/4" 3/4" 3/4"	85 55 57 60 66	C11-404	700-75	2700-75			T34 T36 T38 T43
TIMBERTEC RTL-95, RST-42, RST-84	75	.404"	85		700-75	2700-75			
TUFAB GS301 GS302	42 48	.404" .404"	52 58		701-42 701-48	2701-42 2701-48			
TUIKO P260	48	.404"	58		701-48	2701-48			

	Длина (cm)	Шаг зубцов	Соединения	Ведущее колесо	R7 (1.6 mm)	R7 (2.0 mm)	R8 (1.6 mm)	R8 (2.0 mm)	R9
									
TIMBERJACK/JOHN DEERE 730, 731, 732, 732B, 735	42	.404"	53	B10-404	701-42	2701-42			
	54	.404"	64	B10-404	701-54	2701-54			
746, 732C	59	.404"	69	B10-404	701-59	2701-59			
742	59	.404"	70	B12-404	701-59	2701-59			
745	64	.404"	74	C11-404	701-64	2701-64			
746B, 746C, 762	64	.404"	74	B12-404	701-64	2701-64			
642	75	.404"	84	B12-404	701-75	2701-75			
755, 755B, 756, 756B	75	.404"	84	B12-404	700-75	2700-75			
750, 758, 762B	75	.404"	85	C11-404	701-75	2701-75			
762C	80	.404"	90	C12-404	701-80	2701-80			
732C SuperCut	55	.404"	67	B10-404			801-55	2801-55	
742 SuperCut	60	.404"	70	B11-404			801-60	2801-60	
742, 754 SuperCut	67	.404"	78	B11-404			801-67	2801-67	
742, 754 SuperCut	67	.404"	79	B12-404			801-67	2801-67	
745 SuperCut	75	.404"	86	C11-404			801-75	2801-75	
752, 754, 762 SuperCut	75	.404"	86	C12-404			801-75	2801-75	
758 SuperCut	82	.404"	93	C11-404			801-82	2801-82	
762 SuperCut	75	.404"	86	C12-404			801-75	2801-75	
762, 270, 480 SuperCut Fiberpac	82 38"	.404" 3/4"	94 58	C12-404			801-82	2801-82	FP38
TIMBERLINE ST3520, ST3530	31" 34"	3/4" 3/4"	50 54						TL31 TL34
VALMET									
	42	.404"	53	A10-404	701-42	2701-42			
935, 942, 945, 948, 330	54	.404"	64	A10-404	701-54	2701-54			
945 Tensioner	64	.404"	74	A11-404	701-64	2701-64			
960	64	.404"	74	A12-404	701-64	2701-64			
960 Tensioner	64	.404"	76	A14-404	711-64	2711-64			
960 Tensioner, 965	75	.404"	87	A14-404	711-75	2711-75			
350	67	.404"	82	A14-404			811-67	2811-67	
360, 370	75	.404"	89	A14-404			811-75	2811-75	
	82	.404"	97	A14-404			811-82	2811-82	
	90	.404"	104	A14-404			811-90	2811-90	

	Длина (cm)	Шаг зубцов	Соединения	Ведущее колесо	R7 (1.6 mm)	R7 (2.0 mm)	R8 (1.6 mm)	R8 (2.0 mm)	R9
									
WARATAH HTH20/HTH626 HTH622 (optional) HTH24/HTH624 HTH26/HTH626 HTH22, HTH234 N.Z. FL35	28" 31" 36" 38" 32" 38" 40"	3/4" 3/4" 3/4" 3/4" 3/4" 3/4" 3/4"	45 48 57 59 52 59 60						WA28 WA31 WB36 WB38 WC32 WC38 H40
VIKING 520, 525 625, 630, 650 650	64 75 80	.404" .404" .404"	76 87 91	C11-404 C11-404 C11-404	701-64 701-75 701-80	2701-64 2701-75 2701-80			
WOODKING 400 550 650 Hultdins tensioner 650 F2 tensioner	48 64 75 80 75 88 100	.404" .404" .404" .404" .404" .404" .404"	59 74 85 89 85 97 109	C10-404 C11-404 C11-404 C11-404 C11-404 C12-404 C12-404	701-48 701-64 701-75 701-80 701-75 701-88 701-100	2701-48 2701-64 2701-75 2701-80 2701-75 2701-88 2701-100			

Машинная цепь

Складской номер	Mått
B3	1.6 mm
B5	2.0 mm
G7	3/4"




Цепь бензопилы

Складской номер	Mått	
A2	1.5 mm	3/8"
A3	1.6 mm	3/8"
K1	1.3 mm	.325"
K2	1.5 mm	.325"
K3	1.6 mm	.325"

Носовое колесо .404" och 3/4"




Поставляется в комплекте с заклёпками.

Складской номер	Mått
12516	1.6 mm
12520	2.0 mm
19530	3/4" kompl. topp
09530	3/4"



Ведущее колесо

Модели

<i>A</i>	Складской номер	Количество зубцов
	A10-404	10
	A11-404	11
	A12-404	12
	A13-404	13
	A14-404	14
	AK13-404	13
	AK15-404	15
<i>B</i>	Складской номер	Количество зубцов
	B9-404	9
	B10-404	10
	B11-404	11
	B12-404	12
<i>C</i>	Складской номер	Количество зубцов
	C10-404	10
	C11-404	11
	C12-404	12
	C13-404	13
	C14-404	14
	C15-404	15
	C16-404	16
	C17-404	17

Регулировочные шайбы

Складской номер	Тип оси	Толщина
B-050	B	0.5 mm
B-100	B	1.0 mm
C-050	C	0.5 mm
C-100	C	1.0 mm

Пильная шина бензопилы

Таблица рекомендаций

	Дюйм	См	Шаг зубцов	Ведущее соединение	1.3 mm	1.5 mm	1.6 mm
AEG KS30, KS 35, KS40, KSE35	15 16 18 20 15 16	38 40 45 50 38 40	3/8" 3/8" 3/8" 3/8" .325" .325"	56 60 66 72 63 67			15-NVO-63A 16-NVO-63A 18-NVO-63A 20-NVO-63A 15-NVO-63J 16-NVO-63J
ALKO KB5000	13 15 18	33 38 45	.325" .325" .325"	56 64 72	13-UOO-50J 15-UOO-50J 18-UOO-50J		
ALPINA/CASTOR A40E, PRO41, PRO45 P400, P450, P500, 540 540i, P550 700, C40E, CP47, CP65, 540A CP41, CP45, 800, PRO90, PRO120 P41, P45, 450, 600, 6001, P650 PRO700, PRO800, P700, P800, PRO750 70SERIES, PRO120, CP120, C706, PRO65 PRO66, CP65, CP66, CPA20, CP90 PRO20, PRO30, PRO90	13 15 16 18 20 15 16 18 15 16 17 18 20 20	33 38 40 45 50 38 40 45 38 40 43 45 50 50	.325" .325" .325" .325" .325" 3/8" 3/8" 3/8" 3/8" 3/8" 3/8" 3/8" 3/8" 3/8"	56 64 66 72 78 56 60 64 56 60 64 68 72 70	13-UOO-50J 16-NVO-50A 20-NVO-50A	15-UOO-58J 16-UOO-58J 18-UOO-58J 20-UOO-58J 15-UOO-58A 16-UOO-58A 18-UOO-58A 15-UAO-58A 16-UAO-58A 17-UAO-58A 18-UAO-58A 20-UAO-58A	
BLITZ B42, B45A, B54A, B46, B51 B50, B52, B55, B60, B64, B500 B501S, B502, B504, B600, B701S B702, B80, B800, B802, B804	15 16 16 18 20	38 40 40 45 50	.325" .325" 3/8" 3/8" 3/8"	64 66 60 68 70		15-UOO-58J 16-UOO-58J 16-USO-58A 18-USO-58A 20-USO-58A	
DOLMAR 105, 108, 109, 110, 111, 112, 113, 114 115, 116, 117, 118, 119, 120 SERIES PS6000, PS6000i, PS540 PS6400, PS7300, PS7900 PS9000, PS9010FL	13 15 16 18 20 15 16 18 16 17 18 20	33 38 40 45 50 38 40 45 40 43 45 50	.325" .325" .325" .325" .325" 3/8" 3/8" 3/8" 3/8" 3/8" 3/8" 3/8"	56 64 66 72 78 57 60 64 60 64 68 72	 16-UOO-50A 18-UOO-50A	13-UOO-58J 15-UOO-58J 16-UOO-58J 18-UOO-58J 20-UOO-58J 15-UOO-58A 16-UOO-58A 18-UOO-58A 16-UAO-58A 17-UAO-58A 18-UAO-58A 20-UAO-58A	

	Дюйм	См	Шаг зубцов	Ведущее соединение	1.3 mm	1.5 mm	1.6 mm
ECHO CS301, CS302, CS315, CS330, CS351 CS360, CS400, CS440, CS441, CS2800 CS2900, CS3000, CS3050, CS3450 CS3600, CS3900, CS4000, CS4010 CS4400 CS60S, CS451, CS452, CS500, CS510 CS550, CS600, CS601, CS602, CS610 CS650, CS660, CS701, CS702, CS750 CS802, CS803, CS900, CS1001, CS5500 CS5501, CS6700, CS6701, CS8000	13 15 16 18 20 16 20	33 38 40 45 50 40 50	.325" .325" .325" .325" .325" 3/8" 3/8"	56 64 66 72 78 60 70	16-UOL-50J 16-NUO-50A 20-NUO-50A	13-UOL-58J 15-UOL-58J 16-UOL-58J 18-UOL-58J 20-UOL-58J	
FOLUX F40, F42, F46, F50, F51 F150, F155 F5, F6, F7, F8, F50, F55A, F160 F165, F170A, F180A, CAMPERA 160	13 15 16 18 16 18 20	33 35 40 45 40 45 50	.325" .325" .325" .325" 3/8" 3/8" 3/8"	66 64 66 72 60 68 72		13-UOO-58J 15-UOO-58J 16-UOO-58J 18-UOO-58J 16-USO-58A 18-USO-58A 20-USO-58A	
GRANJA GR645, Gr755	13 15 18	33 35 45	.325" .325" .325"	56 64 72	13-UOO-50J 15-UOO-50J 18-UOO-50J		
HOMELITE XL MINI, SUPER XL MINI, XL 100 SERIES SUPER EZAD, 30, 130, 150, 200, 300 340, 350, C540, C550, EZ250 SUPER EZ, XL76, 20AV, 23AV, 3300 3350, 3800, 3850, PS33, d3300, d3850 XL 100 SERIES 330, 350, 360, 400, 410, 450, 460 550, 650, 700, 750, 800, 825, 850 900, 922, 923, 925, 1050 SUPER XL, XL12, XL15, XL AUTO XL400, XL923, V1925, V922, V955	13 15 16 18 20 16 18 16 20	33 35 40 45 50 40 45 40 50	.325" .325" .325" .325" .325" 3/8" 3/8" 3/8" 3/8"	56 64 66 72 78 60 64 60 70	15-UOO-50J 18-UOO-50J 16-UOO-50A 18-UOO-50A 16-USO-50A 20-USO-50A	13-UOO-58J 15-UOO-58J 16-UOO-58J 18-UOO-58J 20-UOO-58J	

	Дюйм	См	Шаг зубцов	Ведущее соединение	1.3 mm	1.5 mm	1.6 mm
HUSQVARNA							
33,36, 40, 42, 44, 45, 49	13	33	.325"	56	13-U00-50J	13-U00-58J	
50, 51, 55, 57, 133, 140	15	35	.325"	64	15-U00-50J	15-U00-58J	
154, 234, 238, 240, 242	16	40	.325"	66	16-U00-50J	16-U00-58J	
246, 254, 257, 262, 340	18	45	.325"	72		18-U00-58J	
351, 360, 261, 362	20	50	.325"	78		20-U00-58J	
440, 444, EL1200, 1400	15	35	3/8"	56		15-U00-58A	
1405, 1500, 1600, XP	16	40	3/8"	60	16-U00-50A	16-U00-58A	
RANCHER 50	18	45	3/8"	64	18-U00-50A	18-U00-58A	
61, 65, 66, 70, 77, 160	15	38	3/8"	56		15-UA0-58A	
161, 162, 181, 185, 260	16	40	3/8"	60		16-UA0-58A	
263, 266, 268, 272, 280	17	43	3/8"	64		17-UA0-58A	
285, 288, 298, 365, 371	18	45	3/8"	68		18-UA0-58A	
372, 395	20	50	3/8"	72	20-UA0-50A	20-UA0-58A	
390, 394, 480, 1100							
2100, 2101, 3120							
ISEKI							
YB501, YB601, YB701, YB801, YB901	13	33	.325"	56		13-U00-58J	
	15	38	.325"	64		15-U00-58J	
	16	40	.325"	66		16-U00-58J	
	18	45	.325"	72		18-U00-58J	
	20	50	.325"	78		20-U00-58J	
	15	38	3/8"	56		15-UA0-58A	
	16	40	3/8"	60		16-UA0-58A	
	17	43	3/8"	64		17-UA0-58A	
	18	45	3/8"	68		18-UA0-58A	
	20	50	3/8"	72		20-UA0-58A	
JOHN DEERE							
56, 62	13	33	.325"	56		13-U00-58J	
	15	38	.325"	64		15-U00-58J	
	16	40	.325"	66		16-U00-58J	
	18	45	.325"	72		18-U00-58J	
	20	50	.325"	78		20-U00-58J	
71, 81	16	40	3/8"	60		16-UA0-58A	
	17	43	3/8"	64		17-UA0-58A	
	18	45	3/8"	68		18-UA0-58A	
	20	50	3/8"	72		20-UA0-58A	

	Дюйм	См	Шаг зубцов	Ведущее соединение	1.3 mm	1.5 mm	1.6 mm
RYOBI CES5145, CES5650	13 15 16 18 20	33 38 40 45 50	.325" .325" .325" .325" .325"	56 64 66 72 78		E13-LOO-58J E15-LOO-58J E16-LOO-58J E18-LOO-58J E20-LOO-58J	
SEARS 35145, 35212, 35483, 35608, 35609 35721, 35727, 35728, 35826, 35829 35851, 35881, 35885, ELECTRICS 1983 FORWARD, 35887, 35889	16 20	40 50	3/8" 3/8"	60 70	E16-NOO-50A E20-NOO-50A		
SHINDAIWA 360, 366, 377, 400, 415, 416, 420, 440 450, 451, 480, 488, 500, 510, 560 YB501, YB601, YB701, YB495, YB691 YB377 550, 575, 577, 580, 680, 685 695, 757, 757C, 757W, YB801 YB901, YB1091	13 15 16 18 15 16 17 18 20	33 38 40 45 38 40 43 45 50	.325" .325" .325" .325" 3/8" 3/8" 3/8" 3/8" 3/8"	56 64 66 72 56 60 64 68 72	E13-LOO-50J E20-UAO-50A	E15-LOO-58J E16-LOO-58J E18-LOO-58J E15-UAO-58A E16-UAO-58A E17-UAO-58A E18-UAO-58A E20-UAO-58A	
SHINGU SP411, SP411D, SP40000	15 18	38 45	.325" .325"	64 72	E15-UOO-50J E18-UOO-50J		
SKIL 1621, 1641	16 20	40 50	3/8" 3/8"	60 70	E16-NUO-50A E20-NUO-50A		
SOLO 634, 639, 641, 644, 645, 647, 651 651SP, 654	13 15 16 18 20	33 38 40 45 50	.325" .325" .325" .325" .325"	57 65 67 73 79		E13-UOO-58J E15-UOO-58J E16-UOO-58J E18-UOO-58J E20-UOO-58J	
603, 662, 667, 670, 680, 690	15 16 17 18 20	33 40 43 45 50	3/8" 3/8" 3/8" 3/8" 3/8"	56 60 64 68 72	 E20-UAO-50A	E15-UAO-58A E16-UAO-58A E17-UAO-58A E18-UAO-58A E20-UAO-58A	

	Дюйм	См	Шаг зубцов	Ведущее соединение	1.3 mm	1.5 mm	1.6 mm
STIHL 024, 026, 028, 029, 030, 031, 032, 034 036, 038, 039, 040, 041, 042, 044, 045 046, 048, 064, 066, E15, E20, E220 MS290, MS310, MS390, MS400, MS460	13 15 16 18 15 16 18 20	33 38 40 45 38 40 45 50	.325" .325" .325" .325" 3/8" 3/8" 3/8" 3/8"	56 63 67 74 56 60 66 72		E16-NVO-50A E20-NVO-50A	E13-NVO-63J E15-NVO-63J E16-NVO-63J E18-NVO-63J E15-NVO-63A E16-NVO-63A E18-NVO-63A E20-NVO-63A
TANAKA ECS415, ECS4000, ECV4501 650, ECS506, ECS650, ECS655, ECS505 TOPSO E500, E510, E511, E600, E601, E610 E611, E700, E710	13 15 16 18 20 16 20 16	33 38 40 45 50 40 50 40	.325" .325" .325" .325" .325" 3/8" 3/8" 3/8"	56 64 66 72 78 60 70 60		E16-NUO-50A E20-NUO-50A E16-USO-58A	E13-UOL-58A E15-UOL-58A E16-UOL-58A E18-UOL-58A E20-UOL-58A
VAP 14F, 542, 68F 49, 50E, 55, 549, 553, 555, 570, 65F 69E, 70, 72F, 82F, 90F, 5535	13 15 16 18 20 16 20	33 35 40 45 50 40 50	.325" .325" .325" .325" .325" 3/8" 3/8"	56 64 66 72 78 60 72		E16-USO-58A E20-USO-58A	E13-UOO-58J E15-UOO-58J E16-UOO-58J E18-UOO-58J E20-UOO-58J E16-USO-58A E20-USO-58A
ZENOAH G410AVS, G455AVS, G500AVS, G38 G46, G415AVS G380AVS G560AVS, G561AVS, G620AVS, G621AVS	13 15 16 18 20 13 15 16 18 20 20	33 35 40 45 50 33 38 40 45 50 50	.325" .325" .325" .325" .325" .325" .325" .325" .325" .325" 3/8"	56 64 66 72 78 56 64 66 72 78 70		E20-USO-50A	E13-UOO-58J E15-UOO-58J E16-UOO-58J E18-UOO-58J E20-UOO-58J E13-UOL-58J E15-UOL-58J E16-UOL-58J E18-UOL-58J E20-UOL-58J



IGGESUND FOREST

Industriområdet

SE-820 72 Strömsbruk

Швеция

Тел: +46 650 74 05 50

Факс: +46 650 74 01 20

Электронная почта: info@iggesundforest.se

www.iggesundforest.com